



# AMIT TEST AND CALIBRATION CENTRE

(NABL ACCREDITED LABORATORY)

Kh.No. 45/14,17 & 45/6 & 7, Village Prahaladpur Bangar, Near Kali Mata Mandir, Delhi-110042  
Ph.: +91-9871727340, 9911196977 Email : amittestcc2@gmail.com Website : www.atncc.in



## TEST REPORT

Test Report No.: ATCC2/2019040601

Issue Date: 13/04/2019

ULR-TC558419200000579F

Page 1 of 8

**Manufacturer's Name and Address:** K-ONN INDIA LIMITED LIABILITY PARTNERSHIP  
Office No:1001, 10th Floor, CTS No.844, Plot No.14, Remi Commercio Bldg,  
Link Road, Behind Yash Raj Studio, Andheri West. Mumbai-400053

**Applicant's Name and Address:** K-ONN INDIA LIMITED LIABILITY PARTNERSHIP  
Office No:1001, 10th Floor, CTS No.844, Plot No.14, Remi Commercio Bldg,  
Link Road, Behind Yash Raj Studio, Andheri West. Mumbai-400053

**Testing laboratory's Name and address:** Amit Test And Calibration Centre (Unit 2)  
Kh.no. 45/14,17 & 45/6 & 7 Village Prahaladpur Bangar,  
Near Kali Mata Mandir, Delhi-110042

**Receipt/Job No.:** 2019040601 **Date of receipt:** 06/04/2019

**Document No.:** 7.8F-01

**Party Ref. No.:** NIL

**Test specification:**  
**As per Standard:** LM-79-08/IS 16106

**Test Procedure:** Compliance Report  
**Test item Description:** K-ONN LED Street Light  
**Trade Mark/Brand:** K-ONN  
**Model Name/Number and Type:** 50W  
**Ratings:** 100-300 VAC, 50 Hz, 50W

### SUPPLEMENTARY INFORMATIONS

- |   |            |
|---|------------|
| a) Reference to sampling procedure, wherever applicable   | N/A        |
| b) Supporting documents for the measurements taken and results derived like graphs, tables, sketches and/or photographs, as appropriate to test report, if any [To be attached] | Page No. 2 |
| c) Deviation from the test methods as prescribed in relevant ISS/ work instructions   | NIL        |

Tested By

Balebs



Approved By

8



# AMIT TEST AND CALIBRATION CENTRE

(NABL ACCREDITED LABORATORY)

Kh.No. 45/14,17 & 45/6 & 7, Village Prahaldpur Bangar, Near Kali Mata Mandir, Delhi-110042  
Ph.: +91-9871727340, 9911196977 Email : amittestcc2@gmail.com Website : www.atncc.in



## TEST REPORT

Test Report No.: ATCC2/2019040601

Dated: 13/04/2019

ULR-TC55841920000579F

Page 2 of 8

### Table - List of Attachments

Attachment No.	Attachment Description	Page No.
Attachment No. 1	Luminous Intensity Distribution Curve	06
Attachment No. 2	Spectrum Test Result	07
Attachment No. 3	Photographs	08

### Possible test case verdicts:

- test case does not apply to the test object..... N/A
- test object does meet the requirement..... P (Pass)
- test object does not meet the requirement..... F (Fail)

Condition of samples..... Working

### Testing

Date of receipt of test item..... 06/04/2019

Date(s) of performance of tests..... From 06/04/2019 to 13/04/2019

### Laboratory conditions

Ambient Temperature..... 27±2°C

Ambient Humidity..... 50±5% Rh

### General remarks:

- The test results presented in this report relate only to the object tested.
- This report shall not be reproduced, 'except in full,' without the written approval of the Issuing testing laboratory.

Tested By

*Bobbe*



Approved By

*[Signature]*



# AMIT TEST AND CALIBRATION CENTRE

(NABL ACCREDITED LABORATORY)

Kh.No. 45/14,17 & 45/6 & 7, Village Prahaladpur Bangar, Near Kali Mata Mandir, Delhi-110042  
Ph.: +91-9871272340, 9911196977 Email : amittestcc2@gmail.com Website : www.atncc.in



## TEST REPORT

Test Report No.: ATCC2/2019040601

Dated: 13/04/2019

ULR-TC558419200000579F

Page 3 of 8

### Details of Test Equipment Used

#### Equipment Calibration status:

S. No.	Equipment Detail	Model	Equipment ID	Calibration Status	Valid up to	Calibrated By
1.	C Type Gonio-photometer – GO-R5000 with total Spectral Radiant Flux Lamp (86.41V,7.255A,omni-directional)	D908S	ATCC-179(D)	Valid	18/01/2020	NPL, India
2.	Digital Power Meter	PF310	ATCC-179(A)	Valid	01/05/2019	C&I Calibrations Pvt. Ltd.

Tested By

*Rohit*



Approved By

*[Signature]*



# AMIT TEST AND CALIBRATION CENTRE

(NABL ACCREDITED LABORATORY)

Kh.No. 45/14,17 & 45/6 & 7, Village Prahaldpur Bangar, Near Kali Mata Mandir, Delhi-110042  
Ph.: +91-9871727340, 9911196977 Email : amittestcc2@gmail.com Website : www.atncc.in



## TEST REPORT

Test Report No.: ATCC2/2019040601

Dated: 13/04/2019

ULR-TC558419200000579F

Page 4 of 8

### Details of Tests Performed and Result

S. No.	Test Parameter	IES No. and Cl. No.
1.	Input RMS AC Voltage	IES LM79-08/Cl. No.: 8.0
2.	Input RMS AC Current	IES LM79-08/Cl. No.: 8.0
3.	Input AC Power	IES LM79-08/Cl. No.: 8.0
4.	Power factor	As per customer's request
5.	Frequency	IES LM79-08/Cl. No.: 8.0
6.	Total Luminous Flux	IES LM79-08/Cl. No.: 9.0
7.	Luminous Intensity Distribution	IES LM79-08/Cl. No.: 10.0
8.	Luminous Efficacy	IES LM79-08/Cl. No.: 11.0
9.	Chromaticity Coordinates	IES LM79-08/Cl. No.: 12.0
10.	Correlated Colour Temperature	IES LM79-08/Cl. No.: 12.0
11.	Colour Rendering Index	IES LM79-08/Cl. No.: 12.0

Tested By

*Rohit*



Approved By

*[Signature]*



## TEST REPORT

Test Report No.: ATCC2/2019040601  
ULR-TC558419200000579F

Dated: 13/04/2019  
Page 5 of 8

Cl. No.	Test / Requirement name	Test result/ observation
8.0	Electrical Instrumentation The Electrical Characteristics measured for AC Powered SSL Products are	
	1. Input RMS AC Voltage	238.60V
	2. Input RMS AC Current	0.2150A
	3. Input AC Power	50.2W
	4. Power Factor	0.9722
	5. Frequency	49.99Hz
9.0	Total Luminous Flux	5632.44 lm
10.0	Luminous Intensity Distribution	1716 cd
11.0	Luminous Efficacy	112.2 lm/W
12.0	Color Characteristics (Centre) (Average)	
	1. Chromaticity Coordinates	x= 0.3395, y= 0.3609
	2. Correlated Color Temperature (Average)	6503K
	3. Color Rendering Index (Average)	81 Ra

### Supplementary Information:

- The sample is tested according to IES LM 79-08.
- Photometric parameters are obtained using C-type Goniophotometer and software.
- The sample has been operated at AC 240V
- The sample has been operated for 45 minutes prior to measurement for a stable condition and total Measurement time is 95 minutes.
- The orientation (burning position) of SSL product during test is its normal burning position.
- The test distance is greater than 15 times the maximum light emitting area.
- Total Spectral Radiant Flux Lamp, D908S of 600W (Omni-directional) and NPL calibrated (National standard traceable) has been used as Standard Lamp.

Tested By  
*Boobha*



Approved By  
*[Signature]*



## TEST REPORT

Test Report No.: ATCC2/2019040601

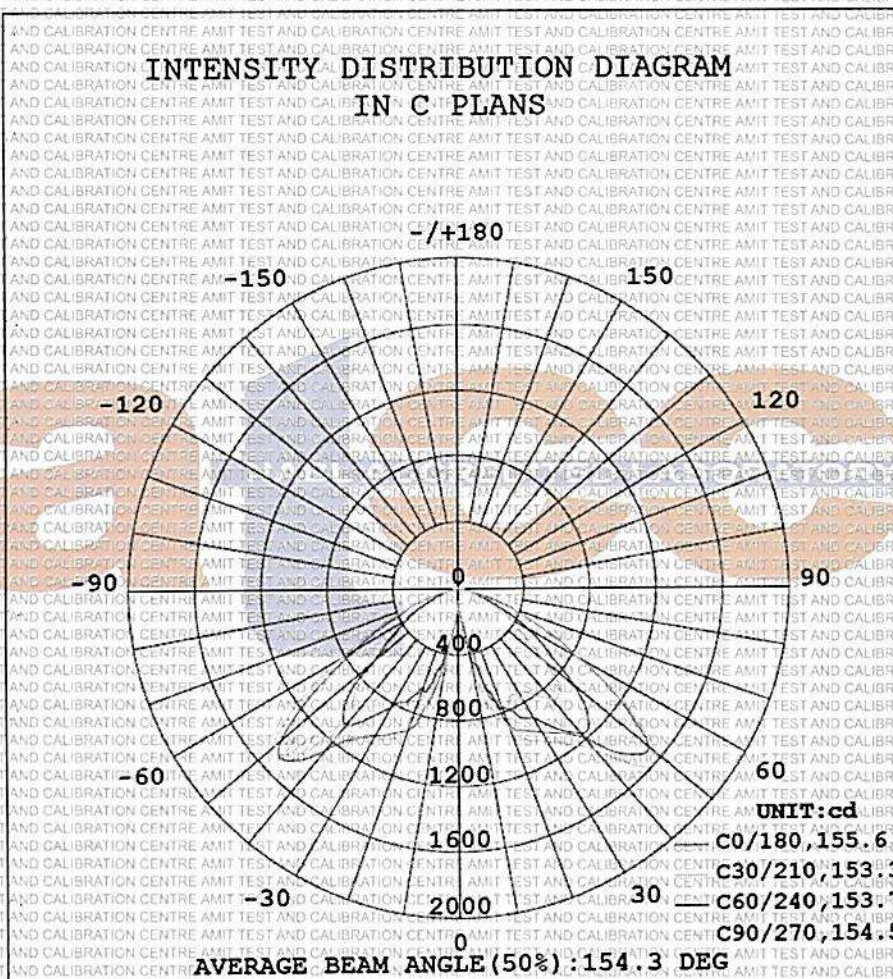
Dated: 13/04/2019

ULR-TC558419200000579F

Page 6 of 8

### Attachment 1: Luminous Intensity Distribution Curve

### INTENSITY DISTRIBUTION DIAGRAM IN C PLANS



Tested By

*Bealoo*



Approved By

*[Signature]*



## TEST REPORT

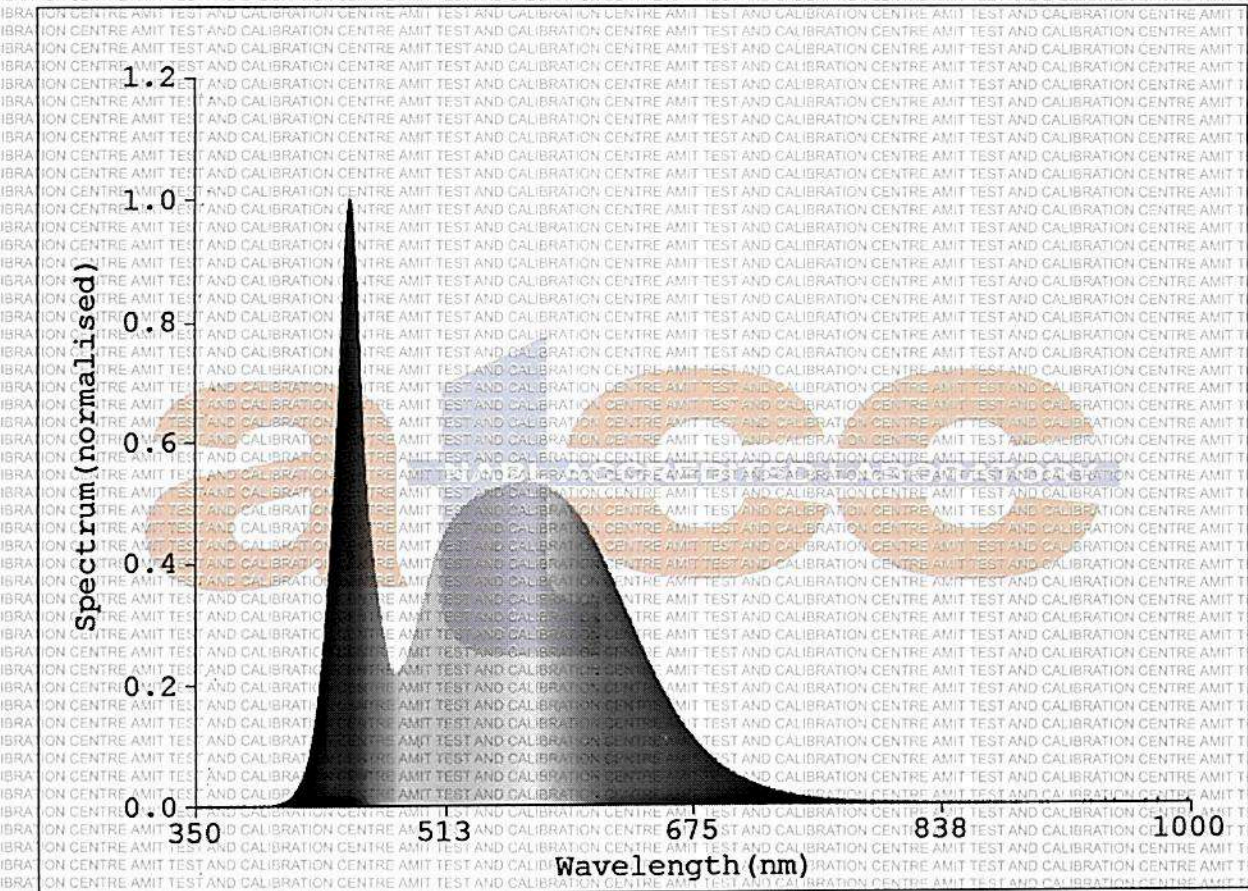
Test Report No.: ATCC/2019040601

Dated: 13/04/2019

ULR-TC558419200000579F

Page 7 of 8

### Attachment 2: Spectral Power Distribution



Tested By

*Balbir*



Approved By

*[Signature]*



### TEST REPORT


Test Report No.: ATCC2/2019040601

Dated: 13/04/2019

ULR-TC558419200000579F

Page 8 of 8

#### Attachment 3: Photographs



\*\*\*\*\*END OF TEST REPORT\*\*\*\*\*

*Babbar*  
Tested By



*[Signature]*  
Approved By